

BBGI ESG SWISS EQUITIES INDICES CHF

A BBGI exclusivity since 1999

August 2021

The Swiss economy continues its strong growth momentum

	August	YTD
BBGI ESG Swiss Equities " Core "	+3.29%	+22.97%
BBGI ESG Swiss Equities " Mid "	+2.36%	+22.17%
BBGI ESG Swiss Equities " Broad "	+2.12%	+20.32%

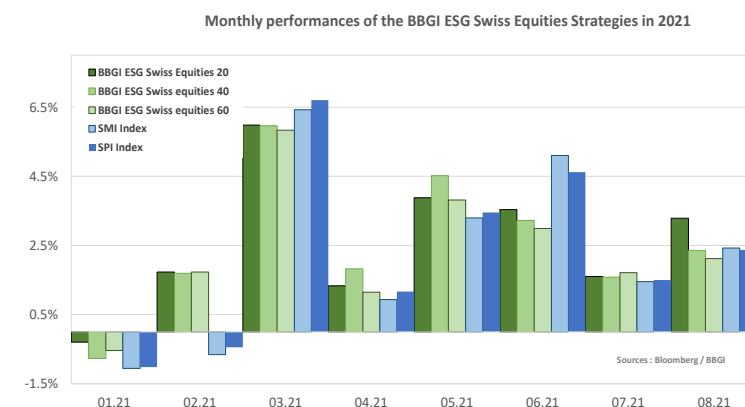
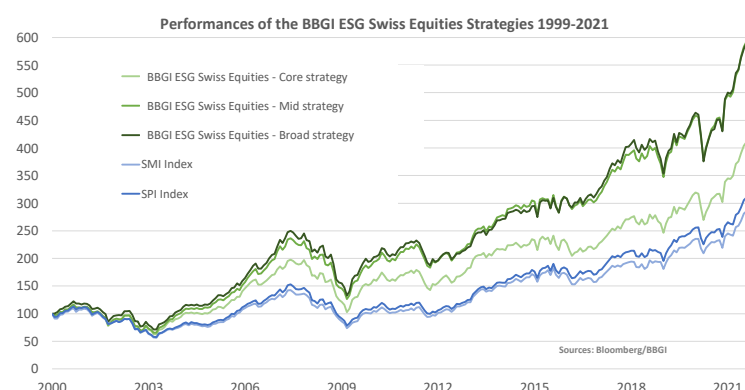
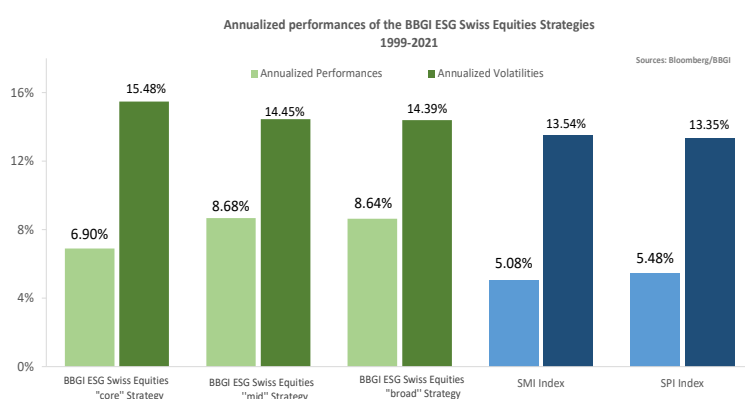
Evolution of the indices :

The Swiss economy is pursuing the positive dynamics it started a few months ago. Indeed, the stock market is still bullish and the performance indices are even increasing their momentum. The SMI, an index of the 20 largest Swiss stocks, gained +2.37% in August, bettering its performance of last month (+1.51%). The broader market index, the SPI, is also up, gaining +2.72%. Since the beginning of the year the two indices have achieved very significant positive returns of +15.93% and +19.49% respectively. The leading indicators are also at high levels indicating sustained growth, particularly in the manufacturing sector, which despite a slight decline of -2.4 points is still holding at 67.7 points. Its counterpart dealing with the services sector saw a slight increase and reached 61.3 points in August.

The economic barometer fell again this month to the 113.5 point level against the backdrop of fears of a new wave of infections by the Covid 19 variant Delta, but nevertheless continues to remain at a very comfortable level, well above the 100 point mark. The consumer price index rose marginally again this month from 0.7% to 0.9% which is mainly due to a continuous increase in transportation costs. The Swiss real estate sector is slightly slowing down (-0.92%) due to very high premiums in the market.

As for the three BBGI ESG Swiss Equities indices, their strategies continue to bring positive returns. The "core" index, which includes the 20 SMI stocks weighted according to their BBGI ESG rating, increased its growth momentum in August and gained +3.29%. The "mid" index, which is composed of the 40 largest Swiss market capitalizations, also achieved a strong performance in August and advanced by +2.36%. The more widely spread index, the "broad" approach is also performing positively by +2.12%. The three BBGI ESG approaches compete with the traditional performance indices. The core index (+3.29%) outperforms the SMI by more than +1% this month (+2.37%).

Since the beginning of the year, the three BBGI ESG Swiss Equities strategies have outperformed the traditional SPI and SMI indexes, with results ranging from +1.15% to over +3%. The same is true over a very long time horizon. In fact, the BBGI ESG methodology generates significant added value compared to the existing Swiss stock market indices in terms of performance, while maintaining a controlled level of volatility.



The systematically diversified strategies of the BBGI ESG Swiss Equities Indices have delivered returns of +6.90% to +8.64% on an annualized basis since 1999 to date.

The composition of our indices is available upon request