

BBGI ESG Swiss Equities Indices CHF

A BBGI exclusivity since 1999

June 2021

A positive month of June for the Swiss economy and its stock market

	June	YTD
BBGI ESG Index - Core	+3.45%	+17.17%
BBGI ESG Index - Mid	+3.22%	+17.48%
BBGI ESG Index - Broad	+2.99%	+15.84%

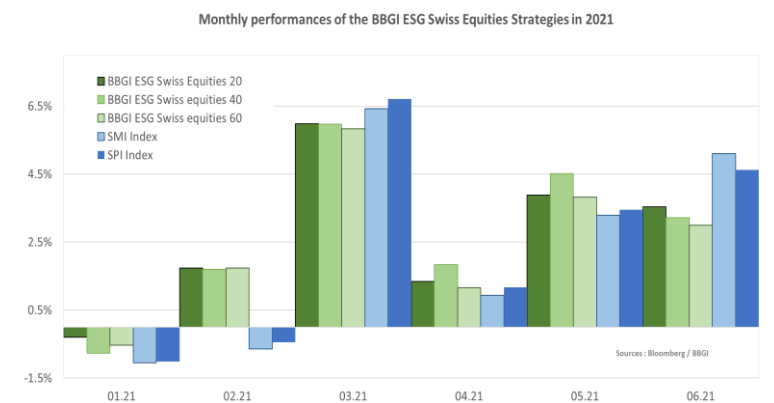
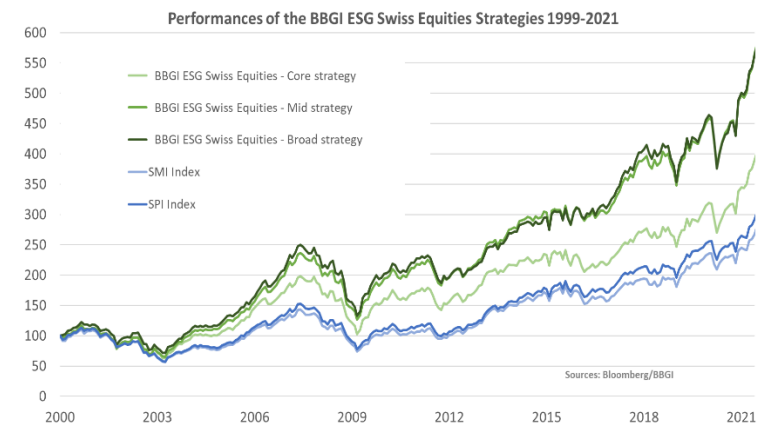
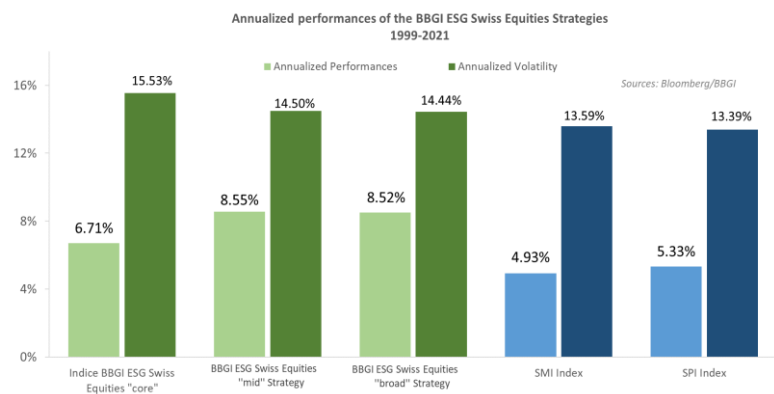
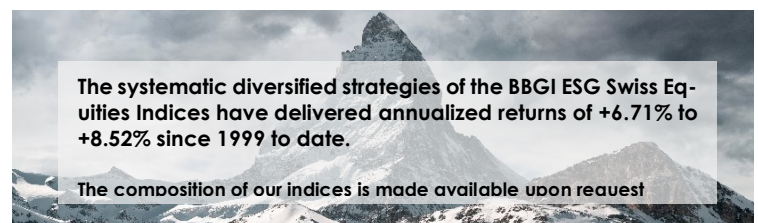
Evolution of the indices :

The month of June ended positively for the Swiss economy. Nevertheless, it seems to be on the verge of a slight deceleration. If we are to judge by the evolution of the KOF economic barometer, which fell from its high level in May (143.7) to 122.4 points in June, we are still positive on a short-term outlook. The Swiss stock market is also moving into positive territory and is even witnessing an increase in its momentum. The SMI index, the 20 largest Swiss stock market capitalizations gained further ground and climbed by +5.10%. The Swiss Performance Index, the global total-return index also posted a positive result in the first half of the year, increasing by +4.62% in June. The PMI leading indicators are still clearly favorable, except for the manufacturing PMI which declined slightly this month from 69.9 to 66.7 points. The services indicator, on the other hand gained ground and ended the month of June at 64.4 points. The unemployment rate continued to fall this month and reached 2.8%, even below the consensus forecast of 2.9%.

In June, the three BBGI ESG Swiss Equities strategies were significantly in positive territory. The "Core" index of the 20 largest capitalizations of the Swiss stock exchange performed almost as well as last month (+3.88%) and gained additional traction for the sixth consecutive period with a score of **+3.45%**. The "Mid" index, which consists of the 40 largest capitalizations of the Swiss stock market, did slightly less well than last month (+4.52%) but remains substantially in positive territory (+3.22%). The "Broader" 60 largest-cap index was the weakest index this month, but still generated a gain of **+2.99%**. The three BBGI Swiss ESG strategies all achieve annualized returns exceeding the traditional Swiss stock market performance indices while maintaining similar volatility.

The Swiss stock exchange announced this month that the domestic stocks were missing a benchmark that categorizes them with ESG standards and the reason they created a new Index, the Swiss SPI ESG index.

We would like to take this opportunity to highlight that BBGI Group's ESG Swiss equity strategies have been available for over **20 years** and are consistently made accessible to our institutional and private clients. This allows them to have a relevant and demanding comparison tool for their **responsible investments**, based on an exclusive methodology created by **BBGI**.

The systematic diversified strategies of the BBGI ESG Swiss Equities Indices have delivered annualized returns of +6.71% to +8.52% since 1999 to date.

The composition of our indices is made available upon request